

VENEER SLICING QUICK REFERENCE GUIDE

5 KEYS TO VENEER SELECTION

1) COLOR: Light, Dark, Golden, Brown, Red or somewhere in between. Helps determine species.

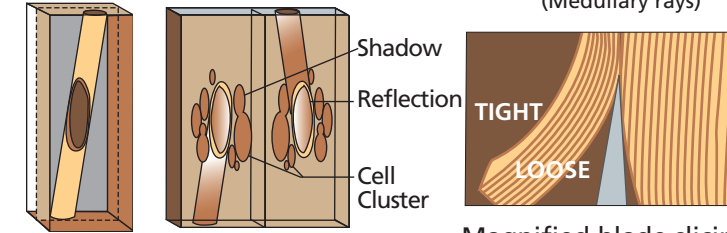





2) CUT: Rotary, Plain, Quartered.

3) FIGURE: Character of light reflection. Heavy, Light, Fiddleback, Pomele, Birdseye, Curly, Block, Beeswing.

4) QUANTITY: Rough estimate of square footage. Note: 3/1 waste factor when calculating raw veneer to net panel.

5) LENGTH: Very Important - Longest length of panel needed on project. Average length of veneer is ten feet, but varies by species.

CONTACT:
 JOSEPH VACA
 DESIGN WORKSHOPS
 486 LESSER STREET
 OAKLAND, CA 94601
 T: 510.434.0727
 F: 510.434.0409
 M: 510.774.0214
 E: jvaca@design-workshops.com



Bisected angled cells may cause "Barber Poling" effect when certain species are book matched.

Magnified blade slicing wet log, veneer curves, creates tight and loose grain sides= color variation.

